



NOVAPAX

Combination Welder
(Mould-Micro + TIG Pulse-Precision Welder)
WELD PRO SW-V 01

Combi – Welder WELD PRO SW-V 01

- ▶ **Precise repairs with an easy to handle combi – welder of the latest generation. All-purpose for any repair and modification in plastic and die casting mould.**


The three functions of resistance welding and pulsed TIG welding and ultra precise continuous TIG welding are integrated into one.

Five new additional functions are available so the welder can support manifold uses. The minimum current for the TIG welding has been reduced to 2A. The ultra precision mode (FINE mode) allows high precision fine welding.

Due to the easy-to-use characteristics and high welder output the WELD PRO SW-VO1 gives room for solutions for nearly all applications in mould making and is a real cost-saving alternative for utilisation of Laser welding shops.


▶ 5 new functions

▶ Ultra precision mode




With the TIG-FINE mode it is possible to weld smallest inserts with a minimum of heat influence, as the starting power reaches just a peak of 15A.

▶ Continuous TIG mode



When a large area has to be welded, the continuous interval set-up with adjustable weld- and pause times allows automatic pulsation up to a permanent arc.

▶ Automatic welding navigation




Welding current and welding time are automatically set by the welding area, shape and diameter of the welding material.

▶ Lead arc



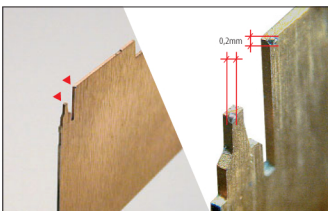
By emitting a minute arc (2A) to the welding target, it is possible to weld even more precise.

▶ Data memory mode




With the SAVE mode data of the welding conditions, fixed by the operator can be stored under USER 1-2-3 and recalled.


▶ Repair examples



▶ **Miniature insert from the electrical industry**
Usage of the super precise mode



▶ **Thread runouts and thread edges (Optical industry)**
Usage of the super precise mode



▶ **Welding of openings with little distance of the edges**



► All-purpose usage

► Assured resistance welding and precise TIG welding

The inverter control allows a precise and reproducible setting of the welding current and welding time. For the resistance mode the welding current can be set from 30A to 750A and the welding time from 1msec to 30 msec. For the TIG mode the welding current can be set from 2A to 250A and the welding time from 1 msec to 600 msec.

► Field of applications


- Injection moulding
- Die casting
- Press moulding
- Blow moulding
- Rubber moulding

► Diverse purposes


- Areas of parting lines, impact loaded slide edges
- Pin-gate areas, tunnel gate areas
- Repair of ejector-holes, thin edge areas
- Smoothing pinholes and shrink holes after conventional TIG welding
- Size allowance within mould alterations

► Various kinds of processing after welding are possible

After welding different kinds of processing are possible, like EDM (Electrical discharge machining), grinding, milling, sand blasting, coating, as well as heat treatment and nitriding.



► Polished lens barrel (Thread area)



► Mobile telephone plug-in unit



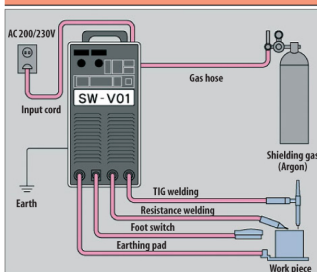
► Surface and corner of a copper alloy mould

Combi-Welder WELD PRO SW-V 01

Technical data

	Resistance welding	TIG welding
Input voltage	Single phase AC 200/230 V 50/60 Hz	
Rated output current	10,4 kVA (Peak value); 6,3 kVA	
Maximum voltage of no-load	–	approx 76 V
Output current	30 – 750 A	2 – 250 A
Welding time	1 – 30 ms	1 – 600 ms
Repetition period	400 ms	0,1 – 2,0 ms
Pre gas flow	–	0,30 sec
Post gas flow	–	1 – 5 sec
Control method	Inverter method	
Cooling method	Forced air cooling	
Dimensions	204 (W) x 425 (D) x 390 (H) mm (without grip)	
Weight	23,8 kg	

Connections



Accessories (Full particulars see general catalogue)



- 1 Tool box
- 2 Foot switch
- 3 Gas hose
- 4 Hand tool, turnable
- 5 TIG welding torch with collet of 1,6 mm
- 6 Earthing pad
- 7 Silver-Tungsten electrodes for resistance welding
- 8 Tungsten electrodes for resistance welding, \varnothing 1,6 mm
- 9 Scissors for metal cutting and various consumable material

* Pressure regulator is necessary (Options)

Welding material

For resistance welding

Powder, wire, plates, steel wool, compressed steel wool

For TIG welding

Wires with corresponding structure 0,1 – 0,8 mm

Wires with similarly reacting structure 0,2 – 1,2 mm

(Full particulars see general catalogue)

Optional accessories (Full particulars see general catalogue)



▶ SPEEDGLAS X automatic safety helmet



▶ Stereo microscope WF10X with flexible magnetic stand with SPEEDGLAS automatically darkening welding filter



▶ Magnetic stand with cross slide




▶ Cold light source KL 200 – complete 2 arms focusing attachment



▶ Electrode grinding machine WAG 40



▶ Pressure regulator



NOVAPAX

Kunststofftechnik Steiner GmbH & Co. KG
Schätzelbergstraße 8-10 · D-12099 Berlin
Tel: +49 / (0)30 / 70 19 14-0 · Germany
info@novapax.com · www.novapax.com

Representation for Greece & Cyprus

NOVAPAX HELLAS

Alkiviadou 51st., 185 32 Piraeus
Greece

Tel. 0030 210 4112589

Fax. 0030 210 4137529

E-mail: info@novapax.gr

Website: www.novapax.gr